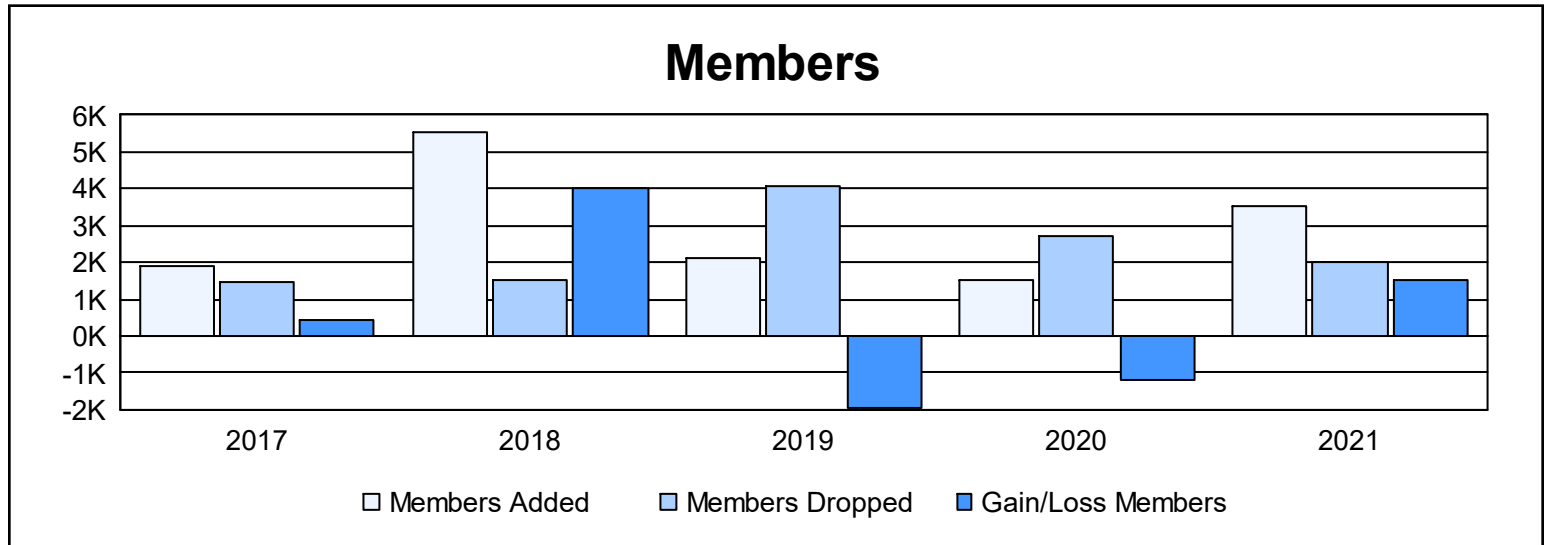
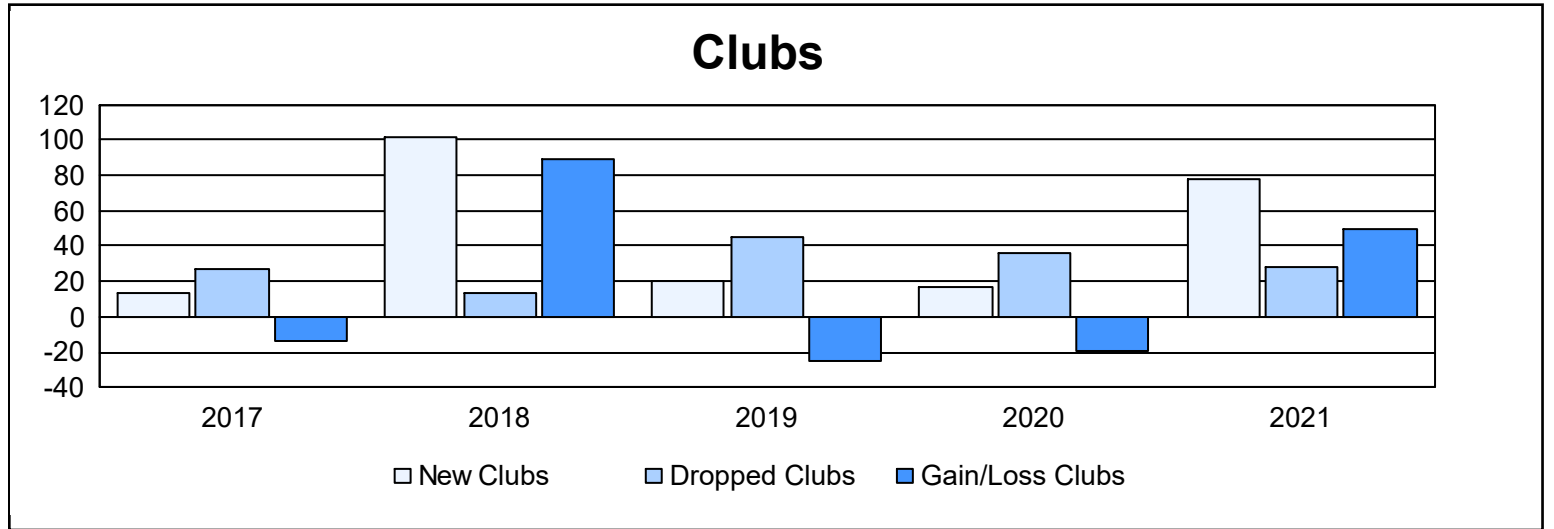
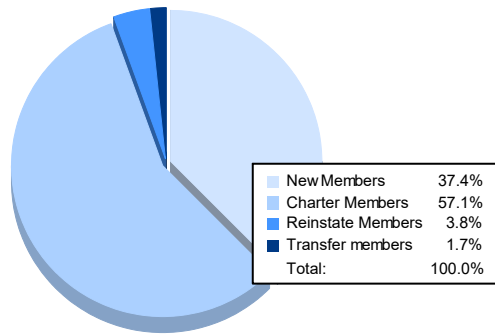


Year	New Clubs	Dropped Clubs	Gain/ Loss Clubs	New Members	Charter Members	Reinstate Members	Transfer Members	Total Member Added	Total Members Dropped	Gain/ Loss Members
2016-2017	13	27	-14	1,388	353	87	56	1,884	1,441	443
2017-2018	102	13	89	2,774	2,534	150	54	5,512	1,506	4,006
2018-2019	20	45	-25	999	649	397	49	2,094	4,050	-1,956
2019-2020	17	36	-19	757	525	159	80	1,521	2,732	-1,211
2020-2021	78	28	50	1,310	2,000	133	60	3,503	1,991	1,512
<b>Average</b>	<b>46</b>	<b>30</b>	<b>16</b>	<b>1,446</b>	<b>1,212</b>	<b>185</b>	<b>60</b>	<b>2,903</b>	<b>2,344</b>	<b>559</b>



### Membership Composition June 2021 Cumulative



### Gender Composition June 2021 Cumulative

